

UNIFORMS AND INSIGNIA

THE PURPOSE OF UNIFORMS IN THE BSA, 12-1

UNIFORM POLICIES AND PROCEDURES, 12-1

BENEFITS OF COMPLETE UNIFORMING, 12-2

Benefits for Boys, 12-2

Benefits for Leaders, 12-2

THE TIGER CUB UNIFORM, 12-2

THE CUB SCOUT UNIFORM, 12-2

How to Wear the Neckerchief, 12-3

THE WEBELOS SCOUT UNIFORM, 12-3

YOUTH INSIGNIA, 12-3

Badges of Identification and Tenure, 12-3

Badges of Rank, 12-4

Badges of Office, 12-5

Badges of Recognition, 12-5

Badges of Participation, 12-6

DEN CHIEF UNIFORM AND INSIGNIA, 12-7

ADULT LEADER UNIFORMS, 12-8

Female Cub Scout Leader Uniforms, 12-8

Male Cub Scout Leader Uniforms, 12-8

Dress Uniforms for Leaders, 12-9

ADULT LEADER INSIGNIA, 12-9

Badges of Identification and Tenure, 12-9

Badges of Office, 12-9

Badges of Recognition and Participation, 12-10

HOW TO WEAR THE UNIFORM, 12-11

HOW TO UNIFORM YOUR PACK, 12-11

UNIFORM INSPECTIONS, 12-12

Den Uniform Inspection, 12-12

Pack Uniform Inspection, 12-12

THE PURPOSE OF UNIFORMS IN THE BSA

Leaders and youth members wear a BSA uniform because it is a means of identifying ourselves openly with the principles and aims to which we are committed: character development, citizenship training, and physical and mental fitness. The fact that youth and adult members of Scouting wear a uniform doesn't mean that we're all alike. We come from different backgrounds, with different religious beliefs and political views. We are each individuals, with our own family traditions and loyalties. The uniform is not intended to hide our individuality, but it is a way we give each other strength and support. It is a bond that ties us together in making visible our commitments to a belief in God, to loyalty to our country, and to helping other people.

The Scouting movement is built on positive values. As we wear the uniform, we are openly identifying ourselves with those values. We stand together, not alone, in encouraging others to live by those same values. Boys and adults alike

should take pride in belonging to such a movement and wear the uniform as it is intended.

UNIFORM POLICIES AND PROCEDURES

Wearing the uniform signifies membership in the BSA and commitment to its aims. There are certain rules about how and where the uniform should be worn. Furthermore, there is a correct place on the uniform for each badge and insignia. The national Cub Scout Committee, made up of volunteer Scouters from around the country, has the responsibility of setting the standards for the Cub Scouting uniforms. No changes or alterations in the uniform or badges may be made without its approval.

All Cub Scout leaders should become familiar with the rules and regulations on uniforming so that they can set a good example for the boys (see Chapter 8, "Cub Scout Policies").

BENEFITS OF COMPLETE UNIFORMING

Benefits for Boys

1. A uniform gives boys a sense of belonging.
 - Boys need to belong to a group.
 - Boys dress the same and feel unity.
 - Boys dress the same and are not categorized or judged by who is or isn't wearing designer labels and brand-name clothes.
2. A uniform gives boys a sense of pride.
 - Uniforms can strengthen unit spirit.
 - Uniforms are a reminder of the commitment to the purpose and aims of the BSA.
 - Uniforms promote advancement by providing the proper place for wearing badges and awards.
 - Uniforms can attract new members.
3. A uniform encourages proper behavior.
 - Uniforms can remind boys to live up to the Cub Scout Promise, Law of the Pack, and Cub Scout motto.
 - As boys learn to respect the uniform and what it represents, their behavior improves.

Benefits for Leaders


1. A uniform gives leaders a sense of belonging.
2. A uniform gives leaders a sense of pride.
3. A uniform affects the attitudes of boys.
 - The leader's attitude toward complete uniforming influences the attitude of the boys toward wearing their uniforms.
 - When a leader's uniform shows that he or she has earned awards, boys are inspired to earn awards, too.
 - Leaders in uniform, with insignia placed correctly, set a good example for boys.
4. A uniform improves tenure.
 - Leaders who regularly wear their uniform tend to stay in Scouting longer.
 - Uniformed leaders tend to participate more in activities and training than leaders who are not in uniform.

THE TIGER CUB CUB UNIFORM

Although highly recommended, it is optional for adult partners to wear the official orange Tiger Cub T-shirt. An adult Tiger Cub cap and belt are also available.



THE TIGER CUB AND CUB SCOUT UNIFORM



The Tiger Cub and Cub Scout uniform consists of the following parts:

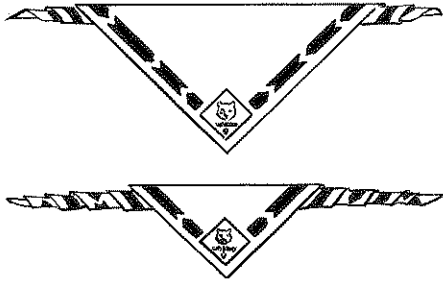
Trousers or shorts. Official blue, machine washable polyester/cotton.

Shirt. Official long- or short-sleeved dark blue shirt with button-flap pockets. Machine washable polyester/cotton. Has gold "Boy Scouts of America" lettering on the right shirt front. Insignia should be sewn on the shirt in the proper places.

Neckerchief. Official Tiger Cub neckerchief is worn by first grader (or 7-year old) boys; triangular orange with navy blue trim. Official Wolf neckerchief is worn by second-grade (or 8-year-old) Cub Scouts; triangular, gold with navy blue trim. Official Bear neckerchief is worn by third-grade (or 9-year-old) Cub Scouts; triangular, light blue with navy blue trim.

Official BSA neckerchiefs are the only neckerchiefs that boys should wear. Packs should not make their own pack neckerchiefs for boys to wear.

How to Wear the Neckerchief



1. Fold the long edge over several small flat folds to about 6 inches from the tip of the neckerchief. A tight fold prevents gathering around the neck and is more efficient than rolling or twirling.
2. Place the neckerchief around the neck over the turned-under collar of the uniform shirt; or wear under the shirt collar if desired.
3. Draw the neckerchief slide over the ends and adjust to fit snugly. Let the neckerchief ends hang loose.
4. The portion of the neckerchief showing below the back of the neck should measure no more than 6 inches.

Neckerchief Slide. Official gold-colored metal slide with Tiger Cub or Cub Scout emblem. Boys may also wear handmade neckerchief slides.

Cap. Official navy blue cap with orange front panel and Tiger Cub emblem for Tiger Cubs. Official navy blue cap with gold front panel and Wolf emblem for Cub Scouts in the Wolf program and light blue front panel with Bear emblem for Cub Scouts in the Bear program.

Belt. Official navy blue web belt with metal buckle and Tiger Cub or Cub Scout emblem.

Socks. Official navy blue with orange tops for Tiger Cubs and gold tops for Cub Scouts; are worn with shorts and with trousers.

Various other types of Cub Scout garments are available, such as official activity Tiger Cub T-shirts, sweatshirts, and red patch vests. These items are for casual wear and are not considered part of the official uniform. *Please note that individual uniform parts may not be worn with civilian clothing.*

THE WEBELOS SCOUT UNIFORM

Webelos Scouts may choose to wear either the blue Webelos uniform based on the Cub Scout uniform or the tan/olive uniform similar to the one that Boy Scouts wear. The location of badges and insignia is the same for both uniforms. For the blue uniform, boys wear the same trousers, shorts, and shirt as described for the Cub Scout uniform. For the tan/olive uniform, boys wear the official Boy Scout olive trousers or shorts and official Boy Scout tan long- or short-sleeved shirt with blue shoulder loops. Official blue socks (with gold tops) are worn with the blue uniform, and official olive socks (with red tops) are worn with the tan/olive uniform. The following parts are worn with both uniforms:

Neckerchief. Official triangular neckerchief; blue, green, gold, and red plaid, with Webelos emblem.

Neckerchief Slide. Official gold-colored metal slide with Webelos emblem. Boys may also wear handmade slides.

Cap. Official olive green cap with plaid front panel and Webelos emblem.

Belt. Official Cub Scout navy blue web belt with metal Webelos buckle. Official Boy Scout olive web belt with metal Boy Scout buckle or the blue belt with Webelos buckle may be worn with the tan/olive uniform. Note, however, that belt loop recognitions for the Cub Scout Academics and Sports program fit only on the blue web belt.

YOUTH INSIGNIA

Descriptions and illustrations of the official insignia identifying Tiger Cubs, Cub Scouts, and Webelos Scout ranks, offices, tenure, activity badges, and special awards are included. For more information, see the *Insignia Guide* and the Tiger Cub, Cub Scout and Webelos Scout Uniform Inspection Sheets (page 34-53). Also see Chapter 18, "Advancement," for more information on uniform insignia, especially advancement recognitions.

Badges of Identification and Tenure

Council shoulder emblem. A multicolor council emblem worn by all youth and adult members directly below the shoulder seam on the left sleeve.



U.S. flag emblem. A red, white, and blue embroidered emblem worn by all youth and adult members on the right sleeve. Centered directly below the shoulder seam, it is standard issue on all Scouting uniforms.



Pack numeral. A white numeral embroidered on a red background is worn by Tiger Cubs, Cub Scouts, Webelos Scouts, and all pack leaders directly below the council shoulder emblem (except when the veteran unit bar is worn).



Veteran Unit Bar. The veteran unit bar is worn by boys and adult leaders of qualifying packs. Veteran unit bars are available in five-year increments starting at 25 years. Worn directly below the council shoulder emblem, above and touching the pack numeral.



Veteran unit bar—50 Years. A gold embroidered bar worn by boys and adult leaders of packs that have been chartered 50 years. Worn directly below the council patch, above and touching the pack numeral.



Den numeral. A gold numeral embroidered on a navy blue background is worn by Tiger Cub, Cub Scouts, Cub Scout den leaders, Webelos Scouts, and Webelos den leaders. Centered immediately below and touching the U.S. flag on the right uniform sleeve.



Webelos dens may have a name and wear the appropriate “patrol” emblem instead of a den numeral, but they still must be referred to as dens and not patrols.

Service stars. Gold metallic numbered star worn with a colored background to indicate years of service in Scouting. Tiger Scouts, Cub Scouts, and Webelos Scouts wear star(s) with a gold background, centered 3/8 inch above the left shirt pocket.



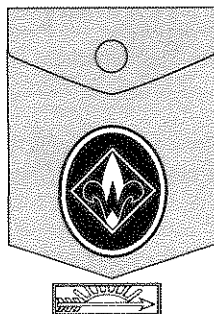
World Crest. May be worn by all members of Scouting to symbolize their membership in the World Scouting movement. Centered horizontally over the left pocket and vertically between the left shoulder seam and top of the pocket.



Badges of Rank



The left pocket of the official uniform for Cub Scouts shows placement of the Bobcat, Tiger Cub, Wolf, and Bear badges and Arrow Points. A diamond-shaped Webelos badge may be worn in place of the Tiger Cub badge by Webelos Scouts who did not earn the Tiger Cub badge.



When a Webelos Scout chooses to wear the oval-shaped Webelos badge, other badges of rank and Arrow Points are not included. The Arrow of Light Award goes below the pocket.

Note that small metal pin replicas of the badges of rank are available for civilian wear.

Bobcat. A diamond-shaped badge with a bobcat embroidered on a light blue background with gold trim. Effective June 1, 2006, a boy must earn the Bobcat before he can work on rank badges for Tiger Cub, Wolf, Bear, or Webelos Scout.

Tiger Cub. A diamond-shaped cloth badge with a black tiger embroidered on an orange background.



Wolf. A diamond-shaped cloth badge with a black and gray wolf embroidered on a red background with gold trim.

Bear. A diamond-shaped cloth badge with a brown and black bear embroidered on a green background with gold trim.

Webelos. There are two different Webelos rank badges. The one to be awarded depends on personal preference.


1. A tan oval-shaped cloth badge with an embroidered Webelos symbol. This badge is worn on the tan uniform shirt. When a boy wears the oval-shaped Webelos badge on his uniform, he does not include Arrow Points or Tiger Cub, Wolf, or Bear rank badges.
2. A diamond-shaped cloth badge with a gold and light blue embroidered Webelos symbol. Worn on the left pocket of the blue or tan uniform shirt with the other badges. A spot is available for this Webelos badge only if the boy did not earn the Tiger Cub badge.

Arrow of Light Award. A gold arrow embroidered on a tan background with a blue border, worn centered below the left pocket. This is the highest award in Cub Scouting and the only Cub Scout rank badge that may be worn on the Boy Scout uniform.

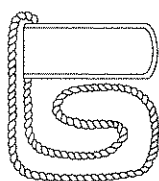
Badges of Office

Denner shoulder cord. A gold double-strand shoulder cord worn suspended from the left shoulder. Worn only during the term of office. The tab may be worn without the cord to indicate previous service as a denner.

Assistant denner shoulder cord. A gold single-strand shoulder cord worn suspended from the left shoulder. Also worn only during the term of office.




Denner
shoulder cord



Assistant denner
shoulder cord

Webelos denners and assistants with the tan/olive uniform wear the cord, without the tab, under the left epaulet.

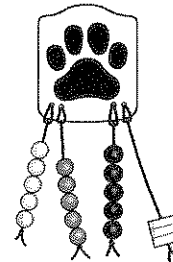
Denner shoulder tab. A gold felt tab that former denners may wear on the left shoulder.



Badges of Recognition

Tiger Cub Immediate Recognition Emblem. A Tiger paw with four strands for beads earned for completion of Tiger Cub achievement and elective requirements. It is worn suspended from the right shirt pocket.

- A white bead is earned for each required family activity a boy completes.
- An orange bead is earned for each required den activity a boy completes.
- A black bead is earned for each required Go See It a boy completes.



When the boy has earned all five white beads, all five orange beads, and all five black beads, he is eligible to receive his Tiger Cub badge.

Tiger Track beads. Boys earn one Tiger Track bead for completing 10 elective projects in the *Tiger Cub Handbook*. They may earn additional Tiger Track beads for each additional 10 elective projects completed. Tiger Track beads are worn on the fourth strand of the Tiger Cub Immediate Recognition Emblem.


Cub Scout Immediate Recognition Emblem. Blue, white, and yellow Cub Scout diamond with the words "Progress Toward Ranks." Worn on the button of the right shirt pocket.

- A yellow bead is presented for each three Wolf achievements completed toward the Wolf badge, until all four beads are earned and the boy is eligible to receive the Wolf badge.
- A red bead is presented for each three Bear achievements completed toward the Bear badge, until all four beads are earned and the boy is eligible to receive the Bear badge. Cub Scouts may continue to wear this emblem after ranks are earned until they become Webelos Scouts.



Arrow Points. Gold and silver embroidered arrow-shaped cloth badges indicating completion of Wolf and Bear electives. A Gold Arrow Point is earned by completing 10 projects in the Wolf or Bear handbook. A Silver Arrow Point is earned for each additional 10 elective projects completed. (See illustration on page 12-4 for proper placement.)

Webelos activity badges. (See Chapter 21, “The Webelos Scout Program.”) Webelos Scouts receive a different metal pin for each activity badge completed. Activity badges are worn on the plaid front panel of the Webelos cap. Activity badges may also be worn on the Webelos colors worn on the right sleeve (see below).




Compass points emblem. Blue, red, and gold embroidered emblem attached to the button of the right shirt pocket. Presented to a Webelos Scout who earns four activity badges in addition to those earned for the Webelos badge (for a total of seven).

Metal compass points may be earned for each four additional activity badges and are worn affixed in the “E,” “S,” and “W” positions of the emblem.



Webelos colors (optional). Green, red, and gold streamers on a blue metal bar. A pack option for Webelos Scouts to wear on the right sleeve under and touching the U.S. flag. (It covers the den emblem and Quality Unit insignia.) If the den number is worn, Webelos colors should be under and touching the den number. If colors are worn, activity badges are worn on the streamers.

Religious emblems. Tiger Cubs, Cub Scouts, and Webelos Scouts may earn religious emblems, which are worn centered above the left pocket of the uniform. Emblems are worn only on formal occasions such as during official uniform inspections and for blue and gold banquets. The religious emblem square knot, an embroidered silver square knot on a purple background, is worn by a boy who has earned his religious emblem. It is worn above the left pocket of the uniform shirt.



Activity medals. Tiger Cubs, Cub Scouts, and Webelos Scouts may earn activity medals for participation in derbies or other contests. The medals are worn centered above the left shirt pocket. Only five medals may be worn at a time, pinned in a single row immediately above the seam of the left pocket. These medals should be worn only on special occasions.



Pinewood Derby



Regatta



Rocket Derby

Cub Scout Academics and Sports program recognition. Belt loops are worn on the navy blue Cub Scout belt only. The blue belt may be worn with the Webelos tan/olive uniform. Pins are worn only on non-uniform clothes or may be displayed on the Cub Scout Academics and Sports letter. (See Chapter 31, “Cub Scout Academics and Sports Program.”)


Cub Scout World Conservation Award. Worn as a temporary patch on the right pocket. See information about temporary insignia below.

Badges of Participation



Attendance pin and bar. A gold-colored pin that Tiger Cubs, Cub Scouts, and Webelos Scouts may wear to recognize good attendance at den and pack meetings. Year bars are available to attach to the first-year bar and pin. Worn centered above the left pocket. Requirements for this recognition are determined by the pack committee.

Temporary insignia. Any insignia authorized by the local council for a particular purpose, such as Scoutorama, Cub Scout day camp, World Conservation Award, roundup programs, etc. Worn centered on the right pocket of the uniform shirt. Only one temporary patch in addition to the immediate recognition or compass points emblem may be worn at a time.



Temporary insignia are worn centered on the right pocket of the uniform shirt. The National Summertime Pack Award pin is centered on the right pocket flap.

National Summertime Pack Award pin. A gold sunburst pin given to Tiger Cubs, Cub Scouts, and Webelos Scouts in packs earning the National Summertime Pack Award. Boys must participate in all three summer pack activities to be eligible for the award. The award may be earned every summer if the pack meets the requirements for the award. This award, which is not earned by adults, is worn centered on the right pocket flap of the uniform shirt. If the boy has earned the Cub Scout Outdoor Activity Award, the pin is worn over the patch.

Recruiter strip. A cloth strip presented to Cub Scouts and Webelos Scouts for recruiting another boy into the program. Worn centered below the right pocket.




Centennial Quality Unit Award. Embroidered cloth strip worn by boys and leaders in packs who meet the criteria. See the Centennial Quality Awards Program, No. 14-175-2. Worn centered on the right sleeve 4 inches below the shoulder seam. Only the most recent award may be worn; each year will have a different color.



Cub Scout Academics and Sports program participation emblem. All boys and adults who participate in the Cub Scout Academics and Sports program may earn this emblem, which is considered a temporary insignia and should be worn in the same manner as other temporary insignia (see above).



Cub Scout Academics and Sports letter. The Academics and Sports letter "C" is available for display of Academics and Sports pins that Tiger Cubs, Cub Scouts, and Webelos Scouts earn. The letter, representing "Cub Scouts," is designed to be worn on a sweater or jacket or displayed in a frame or otherwise; *it is not worn on the uniform.* There are no specific requirements for earning the letter; it is designed for display of pins only.



DEN CHIEF UNIFORM AND INSIGNIA

The den chief is a Boy Scout, Varsity Scout, or Venturer who wears the appropriate uniform. (See the *Boy Scout Handbook*.) In addition, a den chief wears the following:


Den chief badge of office. A round tan cloth badge embroidered in green and gold, worn on the left uniform sleeve directly below and touching the unit numeral, while serving as a den chief.



Den chief shoulder cord. Double strand of blue and gold interwoven cord, worn suspended from the uniform epaulet on the left shoulder of the Boy Scout or Venturing uniform, with the cord passing under the armpit.



Temporary insignia. Any insignia authorized by the local council for a particular purpose, such as Scoutorama, Cub Scout day camp, World Conservation Award, roundup programs, etc. Worn centered on the right pocket of the uniform shirt. Only one temporary patch in addition to the immediate recognition or compass points emblem may be worn at a time.



Temporary insignia are worn centered on the right pocket of the uniform shirt. The National Summertime Pack Award pin is centered on the right pocket flap.

National Summertime Pack Award pin. A gold sunburst pin given to Tiger Cubs, Cub Scouts, and Webelos Scouts in packs earning the National Summertime Pack Award. Boys must participate in all three summer pack activities to be eligible for the award. The award may be earned every summer if the pack meets the requirements for the award. This award, which is not earned by adults, is worn centered on the right pocket flap of the uniform shirt. If the boy has earned the Cub Scout Outdoor Activity Award, the pin is worn over the patch.

Recruiter strip. A cloth strip presented to Cub Scouts and Webelos Scouts for recruiting another boy into the program. Worn centered below the right pocket.




Centennial Quality Unit Award. Embroidered cloth strip worn by boys and leaders in packs who meet the criteria. See the Centennial Quality Awards Program, No. 14-175-2. Worn centered on the right sleeve 4 inches below the shoulder seam. Only the most recent award may be worn; each year will have a different color.



Cub Scout Academics and Sports program participation emblem. All boys and adults who participate in the Cub Scout Academics and Sports program may earn this emblem, which is considered a temporary insignia and should be worn in the same manner as other temporary insignia (see above).



Cub Scout Academics and Sports letter. The Academics and Sports letter "C" is available for display of Academics and Sports pins that Tiger Cubs, Cub Scouts, and Webelos Scouts earn. The letter, representing "Cub Scouts," is designed to be worn on a sweater or jacket or displayed in a frame or otherwise; *it is not worn on the uniform.* There are no specific requirements for earning the letter; it is designed for display of pins only.



DEN CHIEF UNIFORM AND INSIGNIA

The den chief is a Boy Scout, Varsity Scout, or Venturer who wears the appropriate uniform. (See the *Boy Scout Handbook*.) In addition, a den chief wears the following:

Den chief badge of office. A round tan cloth badge embroidered in green and gold, worn on the left uniform sleeve directly below and touching the unit numeral, while serving as a den chief.



Den chief shoulder cord. Double strand of blue and gold interwoven cord, worn suspended from the uniform epaulet on the left shoulder of the Boy Scout or Venturing uniform, with the cord passing under the armpit.



Webelos den chief shoulder cord. Double strand of blue, red, and gold interwoven cord worn in the same manner as the den chief shoulder cord.

Den Chief Service Award. A special recognition given to den chiefs who complete certain service and training requirements. Presented with approval by the Cubmaster and Scoutmaster. (See the *Den Chief Handbook* for requirements and procedures.) A distinctive red, white, and blue shoulder cord worn with the regular den chief or Webelos den chief cord. May be worn after den chief service is completed.

ADULT LEADER UNIFORMS

As adults set the example for boys, they should be careful that the uniform example is proper.

Female Cub Scout Leader Uniforms

All female leaders in Cub Scouting have the option of wearing either the traditional blue and gold or the optional tan/olive uniform (with blue shoulder epaulets). Female Cub Scouters have several other uniform options—slacks, shorts, or culottes—that are suitable for all types of Scouting occasions. (See Female Leader Uniform Inspection Sheet, page 34-55.)



Female Cub Scout leader uniforms

Blouse. Official yellow or tan with short or long sleeves and “Boy Scouts of America” stitched in red. Worn with blue shoulder loops.

Slacks or shorts. Official navy blue slacks or shorts, worn with the yellow blouse. Blue shorts are worn with official navy blue socks with gold top. The olive slacks or shorts may be worn with the tan blouse and the olive socks with red tops.

Culottes. Official navy blue culottes, worn with the yellow blouse. The olive culottes may be worn with the tan blouse.

Scarf. Designer scarf, navy and gold, for optional wear with the yellow blouse, worn in the style of the wearer’s choice. The red and olive scarf is for optional wear with the tan blouse.

Tiger Cub den leader neckerchief (optional). Tiger Cub den leaders wear an official navy blue Tiger Cub leader neckerchief with the Tiger Cub logo and the words, “Tiger Cub Leader” around it.

Cub Scout leader neckerchief (optional). Official navy blue Cub Scout leader neckerchief with gold edging and gold Cub Scout emblem. May be worn with any official or handmade neckerchief slide.

Webelos den leader neckerchief (optional). Webelos den leaders wear a plaid neckerchief similar to that of Webelos Scouts except that it is larger and has gold embroidered edging. May be worn with the Webelos neckerchief slide or a handmade slide.


Socks. Official navy blue socks with gold top. Worn with shorts. Scouters wearing the tan/olive uniform wear olive socks with red top.

Belt. Official blue or olive web belt may be worn with the corresponding uniform. Official leather belt may also be worn.

Cap (optional). Leaders may wear the same visored cap as the youth they serve.

Male Cub Scout Leader Uniforms

All male Cub Scout and Boy Scout leaders wear the same uniform with colored shoulder loops to identify their participation in different Scouting programs. Blue loops indicate affiliation with a Cub Scout pack. (See Male Leader Uniform Inspection Sheet, page 34-57.)



Male Cub Scout leader uniforms

SHOULDER LOOP



Trousers or shorts. Official olive color. Also available for dress wear are polyester and wool-blend trousers and shorts.

Shirt. Official tan, with long or short sleeves and button-down pockets and shoulder epaulets. Worn with blue shoulder loops.

Socks. Worn with shorts—olive with red top. Official olive socks are worn with trousers.

Belt. Official olive web belt or official leather belt may be worn.

Cap (optional). Leaders either wear the blue and gold leaders' cap, or they wear the same visored cap as the youth they serve.

Tie. Men's uniform shirt may be worn with or without tan dress tie or Cub Scout leader bolo tie.

Tiger Cub den leader neckerchief (optional). Tiger Cub den leaders wear an official navy blue Tiger Cub leader neckerchief with the Tiger Cub logo and the words, "Tiger Cub Leader" around it.

Cub Scout leader neckerchief (optional). Official navy blue Cub Scout leader neckerchief with gold edging and gold Cub Scout emblem. May be worn with any official or handmade neckerchief slide.

Webelos den leader neckerchief (optional). Webelos den leaders wear a plaid neckerchief similar to that of Webelos Scouts except that it is larger and has gold embroidered edging. May be worn with the Webelos neckerchief slide or a handmade slide.

Dress Uniforms for Leaders

The Cub Scout leader dress uniform—a navy blazer with gray slacks for men and gray slacks or skirt for women—with appropriate blazer emblem may be worn on formal occasions. Women may wear the dress uniform scarf. Men wear the red/blue/silver tie.

ADULT LEADER INSIGNIA

Most of the insignia that leaders wear are the same as for Cub Scouts, with the exception of badges for advancement. Adult leaders should neither seek nor wear advancement awards because advancement is designed for the boys; however, adult male Cub Scout leaders may wear square knots representing the Arrow of Light Award, the Eagle Scout Award, and religious emblems they earned as a youth.

Badges of Identification and Tenure

Council patch. Same as for boys.

U.S. flag emblem. Same as for boys.

Pack numeral. Same as for boys.

Veteran unit bars. Same as for boys.

Den numerals. Worn by Tiger Cub den leaders, Cub Scout den leaders, and Webelos den leaders. Centered immediately below and touching the U.S. flag on the right uniform sleeve.

Service stars. Adult leaders wear a service star with a light blue background to indicate years of service as an adult leader in Scouting. Adults who were youth members may wear multiple stars with different backings (gold for Cub Scouts, green for Boy Scouts, red for Venturers, brown for Varsity Scouts) or may combine all BSA tenure in a single star with a blue background.

World Crest. Same as for boys.

Nameplates. Leaders may wear a nameplate, if desired, either above the BSA strip, above the interpreter strip, or centered on the right breast pocket flap. May also be worn at the top edge of the left breast pocket lapel on the male dress uniform or on the right lapel of the female dress uniform.

Leaders do not wear nameplates on their right pocket flaps if they are wearing the Order of Arrow lodge insignia.



Badges of Office

All Cub Scout leaders wear round cloth badges of office on the left uniform sleeve, centered directly below and touching the pack numeral. All are gold embroidered on a dark blue background with a gold border except the Cubmaster emblem, which has silver embroidery and border.



Pack Committee Chairman

Pack Committee



Cubmaster

Assistant Cubmaster



Pack Trainer

Tiger Cub Den Leader



Cub Scout
Den Leader



Assistant Cub Scout
Den Leader



Webelos
Den Leader



Assistant Webelos
Den Leader

Trained emblem. When Cub Scout leaders have completed Fast Start and basic training for their positions, they are eligible to wear the “Trained” strip below the badge of office.



Badges of Recognition and Participation

Temporary insignia. Any insignia authorized by the local council for a particular purpose, such as Scoutoramas, Cub Scout day camp, roundup program, pow wow, etc. Only one such patch may be worn at a time. Cub Scout leaders may wear one temporary insignia centered between the right shoulder seam and the BSA strip, above the pocket.

Centennial Quality Unit Award. Same as for boys. Only the most recent award may be worn.

Religious emblems. Religious emblems that adult leaders have received are worn centered above the left uniform shirt pocket. Emblems should be worn only on formal occasions such as for official uniform inspections or during blue and gold banquets, dinners, troop courts of honor, etc. An embroidered square knot may be worn to represent the religious emblem.


Cub Scout leader awards (square knots). Leaders may wear embroidered square knots for earning special recognitions. For a list of requirements for the different knots, see Chapter 25, “Cub Scout Leader Recognition Awards.”

Square knots are worn centered above the left uniform pocket, in rows of three. There is no particular order in which they should be worn.

Take care that square knots are sewn on right side up. The loop of the embroidered square knot that comes in front of the standing part is always to the wearer’s right.

Cub Scout leaders who have earned special recognitions may wear the following embroidered square knots:

- **Cubmaster Award.** Blue knot on a gold background.
- **Cub Scouter Award.** Blue and gold knot on a blue background. Worn with the blue part of the knot to the wearer’s right.
- **Tiger Cub Den Leader Award.** Orange and black knot on a yellow background.
- **Cub Scout Den Leader Award.** Gold knot on a blue background.
- **Pack Trainer Award.** Royal blue and bright gold knot on a bright yellow background.
- **Webelos Den Leader Award.** Gold knot on a yellow background.
- **Religious emblems.** Leaders who receive religious awards as an adult wear a purple knot on a silver background. Leaders who earned religious awards as youth wear a silver knot on a purple background. Adults may wear both knots if they satisfy qualifying criteria.
- **Arrow of Light Award.** Men who earned the Arrow of Light Award as a boy may wear a red and green knot on a tan background, bordered in gold. The green end of the knot is worn to the wearer’s right.
- **Eagle Scout Award.** Men who have earned the Eagle Scout Award wear a red, white, and blue knot on a tan background.
- **Venturing Silver Award.** Former Venturers who earned the Silver Award as a youth wear a silver knot on a green and white background. The green is worn to the left.
- **Quartermaster Award.** Former Sea Scouts who earned the Quartermaster Award as a youth wear a navy blue knot on a white background.



Wood Badge regalia. Consists of Wood Badge neckerchief, Wood Badge woggle (slide), and Wood Badge beads. Worn by Cub Scouters who have satisfactorily completed all phases of Wood Badge, BSA’s advanced training. Beads are worn with the official field uniform, under the Wood Badge neckerchief and over the ends below the woggle.

Wood Badge beads are not worn on civilian clothes, the dress blazer uniform, or with a T-shirt. Wood Badge beads may be worn with a neckerchief as indicated or alone.

For additional information on various awards and recognitions, see the *Insignia Guide* (No. 33066).

HOW TO WEAR THE UNIFORM

The Cub Scout and adult leader uniforms are suitable for Scouting functions and should be worn at all Scouting meetings and activities. There are certain times when the uniform should *not* be worn. (See Chapter 8, “Cub Scout Policies.”)

To set a good example for the boys, leaders will want to make sure that they wear their insignia correctly. Insignia should be worn only as described on the preceding pages and in the *Insignia Guide* or on official uniform inspection sheets.

Uniform parts should not be worn separately or with civilian clothing. The entire uniform should be worn or not at all. The pack does not have the authority to make changes to the uniform.

Caps. Uniform caps may be worn indoors while the individual, den, or pack is participating in formal ceremonies or service projects such as flag ceremonies, uniform inspections, orderly duty, ushering, etc. (except in religious institutions where custom forbids). In any informal indoor activity where no official ceremony is involved, the cap should be removed.

Neckerchiefs. The official Tiger Cub, Wolf, Bear, and Webelos neckerchiefs are the only neckerchiefs that boys may wear. All Tiger Cub den leaders may wear the Tiger Cub den leader neckerchief. All pack leaders and Cub Scout den leaders may wear the Cub Scout leader neckerchief. Webelos den leaders may wear Webelos den leader neckerchiefs. Neckerchiefs are worn only with the official uniform and never with T-shirts or civilian clothing.

Temporary insignia. Adults may wear only one temporary badge at a time. Tiger Cubs, Cub Scouts, and Webelos Scouts may wear one temporary insignia in addition to the immediate recognition patch or compass points emblem. Temporary insignia are not required for correct uniforming. Additional temporary badges can be displayed on trophy skins, wall plaques, patch blankets, the BSA red patch vest, etc.

Jackets. Red official jackets in nylon, wool, and poplin are available for optional wear by boys and adult leaders. The universal Cub Scout emblem should be worn on the left pocket. The Philmont bull emblem is specially designed for the red wool jac-shirt and is sewn on the left shoulder above the pocket. Only one large patch (such as the Order of the Arrow, National Eagle Scout Association, National Camping School, jamboree, and international participation emblems) may be worn on the back of the jacket. The jacket should not be used to display any other insignia.

Patch vest. A red vest is available to display temporary insignia and previously earned badges and insignia.

HOW TO UNIFORM YOUR PACK

The uniform helps you achieve the purposes of Cub Scouting, so you will want to make sure that all of the boys and adult leaders in your pack are completely and correctly uniformed. Leader attitudes toward uniforming are important because leaders influence the attitudes of boys. When leaders are in uniform, boys will know that uniforms are important and necessary. When leaders wear badges and insignia incorrectly, boys get the impression that proper uniforming isn't required or necessary.

Remember that uniforms identify boys and leaders as members of the BSA. Make sure that they wear the full and correct uniform. When a boy joins the pack, be sure to impress on his family the importance of the uniform. Suggest that the boy begin his Cub Scout experience by helping to earn part of the cost of his uniform.

The pack committee should set the goal of 100 percent boy and adult leader uniforming. This can be accomplished several ways:

1. Establish a pack uniform exchange. Boys graduating from Cub Scouting donate their “experienced” uniforms to the pack, which are distributed as needed. Emphasize the fact that these uniforms are “experienced” rather than “used.” This adds some appeal from the boys’ point of view.
2. Make arrangements with agencies such as Goodwill Industries, The Salvation Army, and Volunteers of America to get Cub Scout and leader uniforms that might be donated to them. Some packs help these agencies collect used clothing and furniture in return for the uniforms. Your council might also have contacts with such agencies through which you can obtain uniforms. Watch for garage sales, rummage sales, tag sales, and yard sales. You might also find experienced uniform items in a consignment shop.
3. Schedule pack money-earning projects to earn funds for uniforms.
4. Encourage families and friends to give uniforms as gifts on holidays and birthdays.
5. Some packs encourage proper uniforming by giving a new Cub Scout his pack and den numerals. These can be bought with funds from the pack treasury.

UNIFORM INSPECTIONS

Den and pack uniform inspections have both group and individual benefits. They improve the pack's appearance at the same time as they help develop in the boys a feeling of pride in wearing their uniforms and insignia correctly. Uniform inspections are morale features rather than major parts of a den or pack meeting, so keep them short and snappy.

The appendix includes uniform inspection sheets for boys (page 34-53) and leaders (pages 34-55 through 34-58).

Den Uniform Inspection

Hold den uniform inspections several times each year. The den chief can help check the boys' uniforms against the official inspection sheet.

1. Two or three weeks before the pack's uniform inspection, give boys copies of the Tiger Cub, Cub Scout, and Webelos Scout Uniform Inspection Sheet to take home. (See the appendix or www.scouting.org/forms.)
2. With help from their families, they make sure that their uniforms are correct, with insignia properly placed.
3. About a week before the pack inspection, hold the den uniform inspection to make certain that everything is in order.
4. Remind boys to bring their inspection sheets to the pack meeting so the person in charge of the pack inspection can mark them.

Pack Uniform Inspection

A pack membership inventory and uniform inspection is part of the annual charter renewal process and is held about two months before the charter expiration date. The unit commissioner usually conducts the pack inspection with the help of other leaders. Den leaders and den chiefs may help inspect the uniforms of their own dens. During a pack uniform inspection, both boys' and adults' uniforms are checked.

1. Set a date for the inspection and choose someone to be in charge (usually the unit commissioner).
2. Two or three weeks before the inspection, give each boy and adult leader a copy of the proper uniform inspection sheet. Ask them to check their uniforms at home and bring the sheets to the pack inspection. Tiger Cubs are reminded of proper uniforming for their program.
3. The inspector obtains additional help—usually one person for every eight members to be inspected. The inspection team goes over the rules ahead of time and agrees on points, etc.
4. On membership inventory and inspection night, the Cubmaster assembles the pack in den groups and introduces the inspection team.
5. The inspection team moves through the group, checking each item on the inspection sheet and recognizing those members who pass the inspection.